



A WONDERFUL GAME TO PLAY IN THE WOODS



BIG OUTDOORS

Go explore and get outdoors with Little Tikes!

The Big Bug Hunt

How to play!

Let's see how many bugs we can find in the woods!

Tick off what you find. Make sure you turn over every stone, look under leaves, shrubs and trees. Look for...

Ladybird

Earwig

Caterpillar

Moth

Worm

Spider

Ant

Woodlouse




Share your pictures with us - use [#ltbigoutdoors](https://twitter.com/ltbigoutdoors)



little tikes®

BIG OUTDOORS

Go explore and get outdoors with Little Tikes!



Garden Olympics

How to play!



Opening Ceremony

Have your own opening ceremony. Get the kids busy making flags, hats, medals, then parade around to display their creations. Play some marching music.

Shotput

Throw a bean bag, a wellie or put a tennis ball into a sock. See who can throw it the furthest!

Running

Running races of all sorts – including distance, three legged, egg and spoon, sack and relay!

There's even more fun on the next page!





Gymnastics Display

Practice and rehearse a two-minute routine to your favourite music! Moves can include – forward roles, backward roles, cartwheels, hand stands, head stands and a bridge.

Obstacle Course

- Place your bean bags, balls or cones in a line and weave in and out.
- Jump into and out of a Hula-Hoop five times.
- Climb a slide 5 times.
- Crawl through a tunnel.
- Throw a ball into a hoop.
- Race your Cozy Coupe to the end of the garden.

Closing Ceremony

Award your medals to the winners and parade around the garden to your favourite song.



Share your pictures with us – use [#ltbigoutdoors](https://twitter.com/ltbigoutdoors)

little tikes.

BIG OUTDOORS



Go explore and get outdoors with Little Tikes!



What's the time Mr Wolf?

How to play!

- 1 Choose someone to be Mr Wolf, get them to stand against a wall, facing away from everyone else.
- 2 Get the other children to line up a few metres away.
- 3 Ask everyone to shout 'What's the time Mr Wolf?'
- 4 Mr Wolf will then tell them the time (1 o'clock, 2 o'clock, etc.) and the children will need to move that many steps forward.
- 5 Repeat until Mr Wolf decides it's 'dinner time' and chases the other children who have to reach their starting point to be safe.



WHAT TIME IS IT?



Share your pictures with us - use [#ltbigoutdoors](#)

PERFECT FOR THE PARK OR INDOORS IF IT'S RAINING!

little tikes.

BIG OUTDOORS

Go explore and get outdoors with Little Tikes!



Treasure Hunt

How to play!

- 1 Pick your treasure and decide where you want to hide it.
- 2 Set a series of simple clues to lead your team to the treasure.
- 3 Get the kids to work as a team to find each clue to the prize!



Add some chocolate coins or another prize at the end of the trail to make it extra special!

Share your pictures with us - use [#ltbigoutdoors](#)





A GREAT GAME FOR THE GARDEN

little tikes.

BIG OUTDOORS

Go explore and get outdoors with Little Tikes!



Tug-of-War

How to play!

- 1 Place a marker on the ground.
- 2 Lay out the rope in a straight line with the marker in the middle.
- 3 Split into teams - 1 adult can play against 2 children!
- 4 Both teams pull the rope.

The winner is the team that pulls their opponent over the marker - for even more fun, try the **Fun Zone Splash Face** that uses water to take tug-of-war to the next level!

Share your pictures with us - use **#ltbigoutdoors**



little tikes.

BIG OUTDOORS



Go explore and get outdoors with Little Tikes!

Butterfly Buns

Ingredients

- 100g (4oz) caster sugar
- 100g (4oz) butter, softened
- 2 large eggs
- 100g (4oz) self-raising flour
- 1/2 tsp baking powder
- 15ml (1tbsp) milk
- 50g (2oz) butter, softened
- 75g (3oz) icing sugar
- 2tbsp strawberry jam
- Icing sugar, for dusting



Ingredients ready? See how to make it on the next page!



A REALLY GOOD RECIPE FOR WHEN IT'S SUNNY OUTSIDE



BIG OUTDOORS



Go explore and get outdoors with Little Tikes!

Fruit Lollies



Ingredients

- Your favourite fruit
- 100ml of natural yoghurt or 100ml of fruit juice
- 1 teaspoon of honey

You will need

- Lolly moulds
- A blender
- Lollipop sticks

Method

- 1 Whizz up the fruit in a blender and add in the yoghurt/juice and honey.
- 2 Divide the mixture between ice lolly moulds then pop a stick in each one.
- 3 Freeze for at least 4 hours until solid.

TIP: Dip your lolly into melted chocolate, then sprinkles!

Share your pictures with us - use [#ltbigoutdoors](#)

Adult supervision is required



little tikes.

BIG OUTDOORS



Go explore and get outdoors with Little Tikes!

Fruit Kebabs



Ingredients

- 7 raspberries
- 7 strawberries
- 7 tangerine segments
- 7 cubes of mango
- 7 pieces of pineapple
- 7 pieces of kiwi fruit
- 7 green grapes
- 7 red grapes
- 14 blueberries

You will need

- 7 wooden skewers

Method

- 1 Take 7 wooden skewers and thread the fruit onto each.
- 2 Arrange in a rainbow shape and let everyone help themselves.



Share your pictures with us - use [#ltbigoutdoors](#)




A WONDERFUL GAME TO PLAY IN THE WOODS




BIG OUTDOORS

Go explore and get outdoors with Little Tikes!



Nature I Spy



How to play!

- 1 Choose someone to be the first spy. You need at least two players to play but otherwise there is no limit on how many people can play the game.
- 2 First spy picks their object from outside that all players can see and says 'I spy with my little eye, something beginning with...'
- 3 Other players guess what the object might be with the spy giving clues if needed.
- 4 The player who guesses correct becomes the next spy.

Share your pictures with us - use [#ltbigoutdoors](#)

Adult supervision is required



PERFECT FOR THE GARDEN OR INDOORS IF IT'S RAINING!



little tikes.

BIG OUTDOORS

Go explore and get outdoors with Little Tikes!

Matching Game

How to play!

- 1 Make 10 of your own giant matching cards by drawing something the same on two pieces of card or paper. *HINT: Fruit, characters, letters, numbers, names, shapes etc.*
- 2 Place the cards face down on the ground jumbled up.
- 3 Take turns in turning over two cards and see if they match.

The winner is the person with the most set of cards.

Share your pictures with us - use [#ltbigoutdoors](#)

Adult supervision is required



little tikes.

BIG OUTDOORS

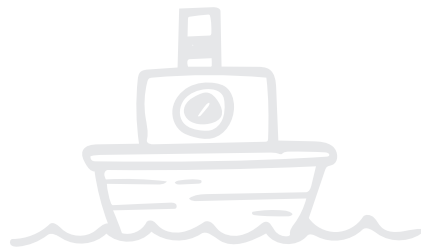
Go explore and get outdoors with Little Tikes!

Fun with Water!

How to play!

- 1 Fill your water table / bucket with water.
- 2 Gather some items from the house or garden.
- 3 Make a chart 'What Sinks' and 'What Floats' – see if you can find 5 things for each.

Think – Stone, toy boat, sand, grass, plastic bottle, bottle tops, ball, feathers, twigs!




Share your pictures with us – use [#ltbigoutdoors](#)

AWESOME INDOOR ENTERTAINMENT FOR WHEN IT'S RAINING



BIG OUTDOORS

Go explore and get outdoors with Little Tikes!



Cozy Coupe drive in

How to play!

When the weather outside is dreary and grey bring the fun indoors and let your little ones watch their favourite films from their favourite toy! Simply line-up the cars in front of the TV, put on a film and keep the training cup drinks and healthy snacks coming.

TIP: Make some popcorn for that authentic drive in feel!



Share your pictures with us - use [#ltbigoutdoors](#)

Adult supervision is required



Method

- 1 Preheat the oven to 190C, gas 5. Line a muffin tray with 10 paper muffin cases.
- 2 Place the sugar, butter, eggs, flour, baking powder and milk in a large bowl and mix with an electric whisk until pale and creamy.
- 3 Divide the mixture between the muffin cases and bake for 15-20 mins until risen, golden and firm to the touch. Transfer to a cooling rack. Leave to cool.
- 4 To make the buttercream, place the butter in a bowl and sift over the icing sugar. Beat until smooth.
- 5 Slice the tops off each cake and fill the cavities with a little buttercream and jam. Cut each sliced top in half and arrange on top of the filling to resemble butterfly wings. Dust lightly with icing sugar.



Share your pictures with us - use **#ltbigoutdoors**